

**新人教版 选择性必修 3 Unit 3: Environmental Protection**  
**Reading and Thinking: Discuss climate change**  
**导学案**

**一、单元学习主题**

单元主题是“环境保护”，人教版高中英语选择性必修 3（2019 版）Unit 3: Environmental Protection



**二、单元整体解读：**

本单元主题语境是“环境保护”，环境是人类生存和活动的场所，保护环境就是保护人类自己，环境保护体现了个人修养与素质。

**三、语篇文本分析：**

该文本结构清晰，按照“现象-原因-危害-措施”的逻辑顺序展开，环环相扣，步步深入。文本的标题 *Climate Change Requires the World's Attention* 点明了作者的诉求：气候变化对地球生态系统的影响是巨大的，需要全人类共同关注和面对。作者首先使用统计图表直观展示气候变化的趋势，同时使用饿死的北极熊的例子和照片具体说明气候变暖的影响，从而帮助读者初步感知气候变暖给地球带来的负面影响。文本第三段探讨气候变暖背后的原因。人类在生活和生产中燃烧大量化石燃料，过量排放的二氧化碳形成人造温室效应，使地球表面温度上升。按照因果逻辑顺序，第四段分析气候变暖的后果，即气候变暖使全球极端天气和自然灾害出现频次增多，造成人员伤亡和巨大的经济损失。在文本的最后，作者呼吁世界各国政府携起手来，共同制定政策，采取措施减少温室气体的排放，同时，也号召个人减少生活中的碳排放，宣传气候变化的知识。

**四、课型解析**

本节课属于“Reading and thinking”部分，是一篇说明文，说明文是客观说明事物的一种文体，以解说或介绍事物的形状、性质、成因、构造、功能与类别为主要内容。说明文主要通过客观事物或事理的介绍说明，达到以知识教人的目的。

**I. 【教学目标】 Learning Objectives:**

By the end of this class, students will be able to:

1. To discuss climate change
2. To learn to identify the style of this text and infer the writer's purpose
3. To learn to draw a diagram
4. To think about how we can do to deal with climate change

**II. 【教材分析】:**

The theme of this unit is about environment protection, while the theme of the reading text is about “Climate Change Requires the World's Attention”. The text mainly talks about climate change.

**III. 【教学过程】 Teaching procedures:**

**Step 1. Pre-Reading: Leading-in**

What phenomena can you identify from these images?

What is the cause of these phenomena?

**1 Before you read, look at the graph and the picture below and discuss these questions in groups.**

1. What is the graph about? What information you'll get from it?
2. Have you ever seen the photo before? What might be the story behind it?

**【设计意图】**鼓励学生猜测照片背后发生的故事。

**【核心素养提升点】**

**学习能力：**感知话题语言，提升口头表达能力。

**Step 2. Pre-Reading: Preparation**

How to describe a process in a clearer way?

You may use a diagram to show it!

【设计意图】观察折线图，理解图表信息。

【核心素养提升点】 训练学生看图和描述图表的能力。

### Step 3. While-Reading: Read for main idea

1. Read the passage and match the main idea with each paragraph.

- Para.1            A. We need to do something to reduce greenhouse gas emissions.  
Para.2            B. The rise in temperature has caused natural disasters.  
Para.3            C. Earth is getting warmer and warmer.  
Para.4            D. A dead polar bear was found, which alarmed some experts.  
Para.5            E. Why is Earth getting warmer and warmer?

2. Read the text and answer the questions.

1. What happened to the polar bear in the photo? Why did the Writer write about it?

2. Why is the “natural”, greenhouse effect important and necessary?

3. What are the consequences of high greenhouse gas emissions?

4. Why did the author mention the climate scientists' warning?

5. What is the author's purpose of writing this text?

【设计意图】紧扣课文主题，逐段理解，匹配各段主旨大意。

【核心素养提升点】

学习能力：培养学生的提炼主题的能力

### Step 4. While-Reading: Read for details

the 1st and 2nd paragraph

1. A graph showing rising global temperature
2. A warming ocean and atmosphere along with melting ice and rising sea levels
3. Dead polar bear in Norway's Arctic island of Svalbard

Read paragraph one, and fill in the blanks.

The \_\_\_\_\_ is getting warmer and warmer.

Evidence one:

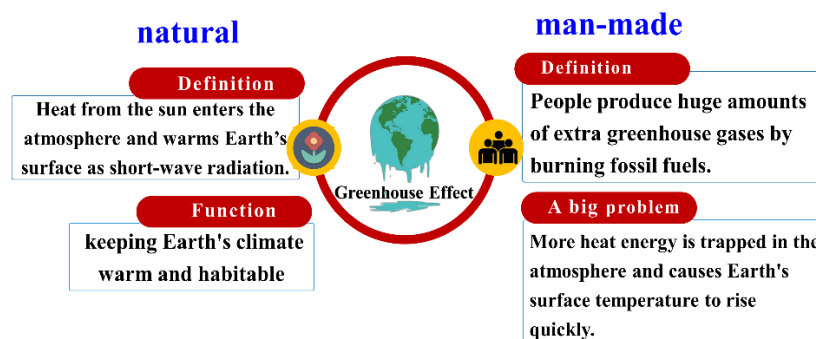
Evidence two:

Evidence three:

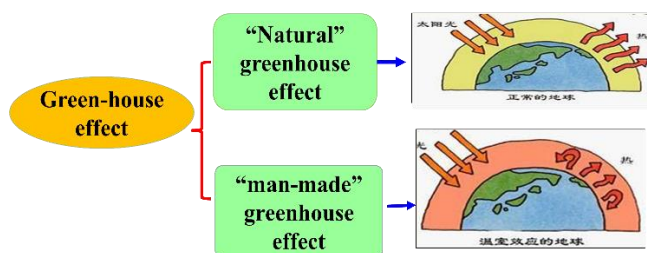
Paragraph 2 introduces an example of the increase in temperature that had an impact on Earth's ecology.

Read it and fill in the blanks.

the 3rd paragraph



Read Paragraph 3, and figure out the reason why earth's temperature rising.



### 【设计意图】

分段阅读，帮助学生更细致地处理文本信息。

### 【核心素养提升点】

**学习能力：**关注文本中事件的因果关系

### Step 5. While-Reading: Read for details

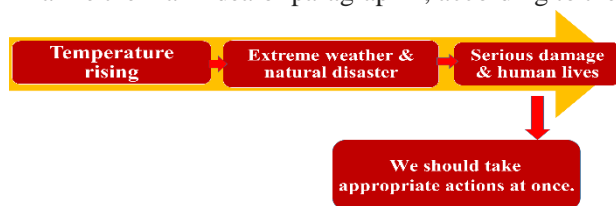
#### the 4th paragraph

an increase in extreme weather and natural disasters worldwide, causing serious damage and costing of human lives

This warming trend will probably continue.

Examples: News reports are frequently broadcast about extreme rainstorms and heatwaves causing deaths and economic losses.

Summarize the main idea of paragraph 4, according to the diagram.



### 【设计意图】

理解关键细节，分析写作方法。

### 【核心素养提升点】

**学习能力：**培养概括和思辨的能力。

### Step 6. Work In Group : Discussion

**A: We shall do something about global warming.**

Turn electrical appliances off when not using them.

Put on more clothes, don't turn up the heat.

Walk or ride a bike, don't drive.

Recycle cans, bottles, plastic bags and newspapers.

Buy things made from recycled materials.

Buy products that use less energy.

Plant trees.

Talk with family and friends about global warming.

### 【设计意图】

了解环境保护的有效措施。

### 【核心素养提升点】

**学习能力：**培养学生小组讨论，充分阅读。

### Step 7. Post-reading:

**Draw a diagram to show how the greenhouse effect works**



【设计意图】 梳理作者写作的技巧和逻辑顺序。

【核心素养提升点】

学习能力：培养语言迁移运用的能力

4. Discuss these questions in groups

1 What examples of extreme weather and disasters do you know? Can you make a list?

2 Do you think climate change is the result of human activity? Give your reasons.

3 Who do you think should take responsibility for dealing with climate change? What can we do?

**Step 8: Assignment:**

1. Write a composition with the title: Global warming in my eyes

What is global warming?

How does it come about?

What harmful effects dose it cause?

How to stop it?

2. Read more information about environmental protection online, and then exchange information with their friends.

【学后反思】

**Blackboard Design**

Blackboard Design	<p style="text-align: center;">选择性必修 3 Unit 3</p> <p style="text-align: center;">Climate Change Requires the World's Attention</p> <p>Climate change: greenhouse effect</p> <p>Evidence and definition</p> <p>Negative consequences</p> <p>Possible solutions</p>
----------------------	---