

知识产权声明



感恩遇见，相互成就，本课件资料仅供您个人参考、教学使用，严禁自行在网络传播，违者依知识产权法追究法律责任。

更多教学资源请关注
公众号：溯恩高中英语



建构写作支架：“点线面”快速构思

Face to face with Polar Bear

Based on A Story of continuation writing of 2020
College Entrance Examination Paper

suspense



resolution

beginning



consequence



杭州二中 许丽君





Reading suspense



How to read English novels?

Read the story

Get the gist

List the plots

Trace the clues

Explore the theme

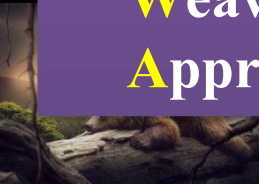
Analyze the character

Predict the ending

Deepen the theme

Weave the story

Appreciate the language



Story suspense



What's the consequence of the story?





情节的构思



- 一. 寻叙事要素 (search for the elements)
- 二. 探故事线索 (trace the clues)
- 三. 找中心矛盾 (search for the central conflicts)
- 四. 研文章主题 (explore the theme)
- 五. 析人物性格 (analyze the character)
- 六. 估故事结尾 (predicting the ending)



如何构思续写的内容

Step 1

Read the story, get the gist

Step 2

List the plots, trace the clues

Step 3

Explore the theme, analyze the character

Step 4

Predict the ending, deepen the theme

Step 5

weave the story

Step 6

Appreciate the language

Read the story,
get the gist

01

Written genre: narration



How to read the narrative?



Narrative elements

5W和1H “who, what, where, when, why, how”

- **Who** is the story about?
- **What** happened?
- **Where** did it happen?
- **When** did it happen?
- **Why** did it happen?
- **How** did it happen?



Read the story,
get the gist

02

Written gene: narration



Plot Reading

Climax

Developing

Beginning

Closing

Developing:

Inciting incident:

event causing **contradictions** and conflicts in the story,

Rising action:

A serious actions around the heroes;

Falling action:

Conflict moving towards resolution;

Resolution:

The conflict was resolved.





阅读下面短文，根据所给情节进行续写，使之构成一个完整的故事。

One fall, my wife Elli and I had a single goal: to photograph polar bears. We were staying at a research camp outside “the polar bear capital of the world” the town of Churchill in Manitoba, Canada.



Taking pictures of a polar bears is amazing but also dangerous. Polar bears - like all wild animals should be photographed from a safe distance. When I'm face to face with a polar bear, I like it to be through a camera with a telephoto lens. But sometimes, that is easier said than done. This was one of those times.


As Elli and I cooked dinner, a young male polar bear who was playing in a nearby lake sniffed, and smelled our garlic bread.

The hungry bear followed his nose to our camp, which was surrounded by a high wire fence. He pulled and bit the wire. He stood on his back legs and pushed at the wooden fence posts.

Terrified, Elli and I tried all the bear defense actions we knew. We yelled at the bear, hit pots hard, and fired blank shotgun shells into the air. Sometimes loud noises like these will scare bears off. Not this polar bear though - he just kept trying to tear down the fence with his massive paws (爪子).

I radioed the camp manager for help. He told me a helicopter was on its way, but it would be 30 minutes before it arrived. Making the best of this close encounter (相遇), I took some pictures of the bear.

Elli and I feared the fence wouldn't last through 30 more minutes of the bear's punishment. The camp manager suggested I use pepper spray. The spray burns the bears eyes, but doesn't hurt them. So I approached our uninvited guest slowly and, through the fence, sprayed him in the face. With an ang-





第二节：读后续写（满分 25 分）

阅读下面短文，根据所给情节进行续写，使之构成一个完整的故事。

Paragraph 1:

A few minutes later, the bear headed back to our camp.

Paragraph 2:

At that very moment, the helicopter arrived.

注意：

1. 所续写短文的词数应为150左右；
2. 至少使用5个短文中标有下划线的关键词语；
3. 续写部分分为两段，每段的开头语已为你写好；
4. 续写完成后，请用下划线标出你所使用的关键词语。





List the plots
Trace the clues

01



Divide the underlined words into 4 groups:

**Elli; photograph; pictures; safe; camera; bread;
fence; noises; spray; ran**

人物	<i>Elli;</i>
事物	<i>photograph; pictures; camera; bread; fence; noises</i>
动作	<i>spray; ran</i>
特性	<i>safe</i>



Which underlined words will you choose? Why?





List the plots
Trace the clues

02

suspense

www.sunedu.com



What was the bear attracted by?

Why did the bear tear down the fence?

How was the author rescued?

What did Elli and I do to protect themselves?

➤ a couple of **active/responsible and quick-witted/wise**

★ Tip 1: Use **Body languages (actions)** to show our **feelings**.



List the plots
Trace the clues

03

Climax
(the main problem or conflict)



**Process/
development**
(up-down-up)

**Story
Mountain**



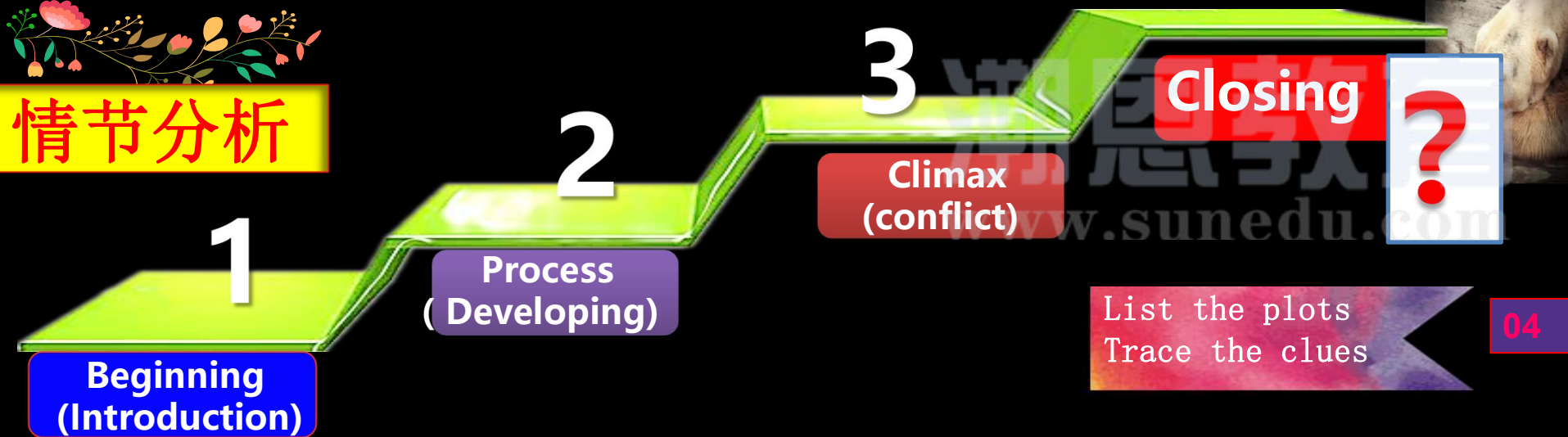
Beginning/introduction
(character and setting)

Ending
(solution / how things end up)





情节分析



04

1. The hungry bear followed his nose to our camp.
2. The bear kept trying to tear down the fence with his massive paws.
3. I approached our uninvited guest and sprayed him in the face.
4. ?



List the plots
Trace the clues

05



Narrative style

- * *narrate from the closing/flashbacks* (倒叙)
- * *narration accompanied with flashbacks*

Flashbacks in the beginning can create *more suspense* to make the plot more *vivid* and bright and attract readers *to explore the plot following the characters.*

★ Tip 2: Use **adjectives** to describe our **feelings**





List the plots
Trace the clues


06

The hidden clues in the given part

Foreshadowing(伏笔)---Suspense: how might Elli and I escape from the bear?

Central conflict

perfect logical consequence



★Tip 3: Use **environmental description and dialogues** to create an **attractive** beginning





List the plots
Trace the clues

07

**Suspense/inference
(reasoning process)**



Why and how did the polar bear attack? What's the reaction of the bear?

A hungry polar bear was attracted by the tasty food in the camp.



He stood on his back legs and pushed at the wooden fence posts.



He just kept trying to tear down the fence with his massive paws.



With an angry roar, the bear ran to the lake to wash his eyes.



A few minutes later, the bear headed back to our camp.....

★Tip 4: Use some **specific and vivid words** to describe the plot






List the plots
Trace the clues

08

Suspense/inference (reasoning process)



How did Elli and I manage to escape?

Terrified, Elli and I tried all the bear defense actions.



we yelled at the bear, hit pots, and fired blank shotgun shells into the air.



I radio the camp manager for help.



I sprayed him in the face.



I radioed the camp manager for help.

★Tip 5: Use the **specific description of action** to make the plot vivid





Explore the theme

01



I; Elli

One
fall

Elli and I managed to escape from the polar bear with the help of rescuers.

Main idea:
A bear, attracted by the camp food, wanted to attack the author, Elli and I fought our wits out of danger.

A research camp outside "the polar bear capital of the world"

A hungry polar bear was attracted by the tasty food in the camp.

We were attacked by a polar bear and managed to escape.





What did “I” do to protect “ourselves”?

1. I tried all the bear defense actions.
2. We yelled at the bear, hit pots hard, and threw things into the air. **active/responsible**
3. I radioed the camp manager for help.
4. I approached our uninvited guest and sprayed him in the face.

What might Elli do to protect themselves?

She might throw garlic bread and some other things.

quick-witted/wise

★ Tip 6: think **outside** the box.





Predicting the ending
Deepen the theme

01



Trends/ending in the story's development

- *They would be saved by the rescuers the camp manager sent.*
- *They would find that the bear may be the subject of the research experiment.*

★ Tip 7: Use **subjunctive mood**(虚拟语气) to express our feelings



Make predictions with the help of given detailed information

Purpose	to create an atmosphere of harmony between humans and animals		
点(Point)	10个下划线词		+ 2个续写段首句
划线词	Character	<i>Elli</i>	
	Setting	<i>photograph; pictures; camera; bread; fence; noises</i>	
	Action	<i>spray; ran</i>	
	Mood	<i>safe</i>	



Make predictions with the help of given detailed information

三条线	时空线（明线） Time & Place (setting)	情节线 (Plot明线)	情感线 (Mood暗线)the bear	情感线 (Mood暗线) (Elli & I)
	One fall	Opening (起) inciting incident(引发事件)	Uneasy/anxious (hunger)	Amazed/calm
	A research camp – the town of Churchill	Foreshadowing (伏笔)	Worried/unstable	terrified
	photograph; pictures; camera; bread; fence; noises	Developing (承) Up1 Developing (承) Up2	Irritated	Worried/unstable
		Changing (转)	Aggressive (pepper spray)	Uneasy/anxious

Purpose	to create an atmosphere of harmony between humans and animals
段首句	<p>Paragraph 1:</p> <p><i>A few minutes later, the bear headed back to our camp.</i></p> <p>What did the bear do to take revenge on us?</p> <p>What did Elli and I do to protect in response?</p> <p>Paragraph 2:</p> <p><i>At that very moment, the helicopter arrived.</i></p> <p>What did the rescuers do to save them?</p> <p>How did Elli and I react after seeing the helicopter?</p>

How does the author feel?

Predicting the ending
Deepen the theme

05

Amazed/calm
(拍照)



Terrified
(熊擅闯)



Worried/
Unstable
(驱逐熊)

→ Uneasy/anxious
(熊攻击)



Grateful
(平息)

How does the bear feel? (Mood暗线)

Uneasy
/anxious
(hunger)



Worried
/unstable




Irritated



Aggressive
(pepper spray)



peaceful/
calm





Predict the plot conflict - 1

潮恩教
www.s...



Trace the hidden clues in the given sentences

Paragraph 1:

A few minutes later, the bear headed back to our camp.

problem

The polar bear: **Attacked, Aggressive** → Peaceful/calm

I & Elli: **down** & **Uneasy/panicked?** → Peaceful/grateful

further problem

Paragraph 2:

At that very moment, the helicopter arrived.





Predict the plot conflict-2

Trace the hidden clues in the given sentences

Paragraph 2:

At that very moment, the helicopter arrived.



With the help of **the rescuers**, Elli and I managed to be saved.

Resolution



consequence?

**learn to enjoy the harmonious life,
learn to cooperate ...**





Polar Bear's Emotions (情感线)



Climax

Worried/unstable
*The rising
action*

Irritated

*The falling
action*

**Aggressive
(pepper spray)**

PLOT

The beginning

Uneasy/ anxious{hunger}

The resolution

Peaceful/calm





Elli & I's Emotions (情感线)



Climax

worried
/unstable
驱逐熊

Uneasy/anxious
熊攻击

Terrified
(熊擅闯)

rescued?/grateful
看见直升飞机
被救?

amazed/calm
(拍照)

Beginning



Closing





Deepen the theme

What did the author learn from the case?

Easier said than done, as the author said in the story.

Never mess with the animals.



What can we learn from the story?

We humans ought to live in great harmony with the animals.





weave the story

Paragraph 1:


A few minutes later, the bear headed back to our camp. The bear **roared at** us, our **frightened** mouths wide open. My mind **was blank in panic**. I just stood there **in a daze**. The bear **launched an attack to** the fence, roaring. My hand holding the camera began to shake. When I glimpsed my wife **showed up** with Garlic Bread and threw it into the open field in front of the bear. Smelling **the flavor of** food, the bear **stopped attacking** and threw himself at the bread. **Having swallowed the bread** in one gulp, he turned to us again.

the piece in one gulp, he turned to us again.





weave the story



Paragraph 2:

*At that very moment, the helicopter arrived. The helicopter **hovered over the camp**, the deafening noise **disturbing** the bear. The huge wind **blew the bear unsteady** on his feet. The bear **pounced at** Elli and me with a snarl, when rescuers in the helicopter **fired a drugged bullet at** the bear, the bear fell to the ground. Two workers **removed a chip** from the bear. Right then and there, I photographed this precious moment.*




and there, I photographed this precious moment



weave the story

Paragraph 2:

*At that very moment, the helicopter arrived. The helicopter **hovered/spun over the camp**, its noise **disturbing** the bear. The huge wind **blew the bear unsteady** on his face. The bear **roared** and attacked the fence with his huge claws, when rescuers from the helicopter **lowered two ropes**. We ran toward it, tied the rope around the waist, the helicopter **lifted us off** slowly. At this point, I held up my camera, the bear was photographed **roaring in the air** at us. “Thank Gosh, we are safe.”*





Appreciate the language

Language is the heart of literature, also a thread.

language



Plot
Character
Theme

Details determine success or failure.

Environment
Action
Dialogue
Appearance
Psychology

detailed
description of





Possible sentences for “scary”

✓ **began to scare / scared**

www.suned



He **frowned** at her **anxiously**.

There was a **wrinkle** on his forehead.

His **brows rose/lifted** in surprise.

He **paced up and down** in panic.



He felt his **heart sinking** horribly.

His **palms** began to sweat.

His **heart** was **pounding** faster than a galloping horse.

His **heart** was **beating/thudding/thumping**.

★ **Tip 8: Use facial expressions to show our feelings**



Possible vivid verbs for anxiety 焦虑的表达



Anxious, **shook in every limb./ I shivered with fear.**

I **stamped my feet** with anxiety.

I **paced back and forth** near the bed.

I was **close to tears** /I began to **sob/weep bitterly**

Anxious, I **knelt down on my knees.**

With **heart beating hard**, I looked closely.

I **slammed the door out**

I **rushed out in haste**

I **dashed** outside.

I **sighed/suspired heavily**, wondering what to do next.

I **popped my head out of** the window, **casting an anxious glance** at the kid

I was almost **on the edge of breaking down**

- 下跪
- 全身打颤
- 跺脚
- 踱步
- 哭
- 心跳加快
- 甩门
- 飞奔
- 叹气
- 看/探头
- 情绪崩溃





Writing skills for high scores

Tip 1: Start the story around the main characters.

Tip 2: Describe the character's personality and emotion in detail.

Tip 3: Use appropriate connective to make the story more coherent.

Tip 4: Use appropriate modifiers to liven up the description.

Tip 5: End to end echo makes the story more organized.

Tip 6: Make sure the second and first paragraphs follow each other.

Tip 7: Ensure that the plot of the text and the cohesion of the two paragraphs.