

## 知识产权声明



感恩遇见，相互成就，本课程资料仅供您个人参考、教学使用，严禁自行在网络传播，违者依知识产权法追究法律责任。

更多教学资源请关注  
公众号：溯恩高中英语

# Reading for Writing


# How to write a blog post





斑点还是条纹  
*dots or stripes?*

# bullying



Today I thought I'd blog about a question that has been asked many times—how do you stay safe online and avoid bad experiences on the Internet? I'm not an expert, but many years as a blogger have taught me a thing or two.

First of all, there's the golden rule of the Internet: If you see or read something that makes you feel uncomfortable, leave the site immediately. Don't post comments or **click** on anything. Second, protect your privacy. Don't give out your address or phone number. Someone might use the information to steal your identity. Identity **theft** is a common and serious problem. Third, be polite. Being online is no excuse for being **rude**, and you don't want to become a **target** for a troll or cyberbully. A troll is a person who posts comments or questions in order to stir up trouble online. Trolls often use several **false** names so that they can stay on a site. A cyberbully uses the Internet to be mean to others. Like a troll, a cyberbully will also write something mean but it is usually directed at **particular** people. He or she may also post embarrassing photos and information about those people. However, the more polite you are, the less likely it is you will be attacked.

Have you had any bad experiences online, or do you have some good advice for staying safe? Post your comments below!



Boy579

Last year, we were having problems in our chat room. Mean comments were being posted by someone we didn't know. I think he or she was only trying to make trouble.



Amy

A girl at my school had a very bad experience online. A photo of her had been posted online and she was being made fun of. It seemed like a joke at first, but the girl was very **upset**.

潮恩教育  
Blogger  
www.stu.edu.com

Blog

Blog post

Today I thought I'd blog about a question that has been asked many times—how do you stay safe online and avoid bad experiences on the Internet? I'm not an expert, but many years as a blogger have taught me a thing or two.

First of all, there's the golden rule of the Internet: If you see or read something that makes you feel uncomfortable, leave the site immediately. Don't post comments or **click** on anything. Second, protect your privacy. Don't give out your address or phone number. Someone might use the information to steal your identity. Identity **theft** is a common and serious problem. Third, be polite. Being online is no excuse for being **rude**, and you don't want to become a **target** for a troll or cyberbully. A troll is a person who posts comments or questions in order to stir up trouble online. Trolls often use several **false** names so that they can stay on a site. A cyberbully uses the Internet to be mean to others. Like a troll, a cyberbully will also write something mean but it is usually directed at **particular** people. He or she may also post embarrassing photos and information about those people. However, the more polite you are, the less likely it is you will be attacked.

Have you had any bad experiences online, or do you have some good advice for staying safe? Post your comments below!



Boy579

Last year, we were having problems in our chat room. Mean comments were being posted by someone we didn't know. I think he or she was only trying to make trouble.



Amy

A girl at my school had a very bad experience online. A photo of her had been posted online and she was being made fun of. It seemed like a joke at first, but the girl was very **upset**.

1. **Where** is  
*the blog post*  
from?

**Internet.**

2. **What** parts  
*does the blog post*  
include?

Today I thought I'd blog about a question that has been asked many times—how do you stay safe online and avoid bad experiences on the Internet? I'm not an expert, but many years as a blogger have taught me a thing or two.

First of all, there's the golden rule of the Internet: If you see or read something that makes you feel uncomfortable, leave the site immediately. Don't post comments or **click** on anything. Second, protect your privacy. Don't give out your address or phone number. Someone might use the information to steal your identity. Identity **theft** is a common and serious problem. Third, be polite. Being online is no excuse for being **rude**, and you don't want to become a **target** for a troll or cyberbully. A troll is a person who posts comments or questions in order to stir up trouble online. Trolls often use several **false** names so that they can stay on a site. A cyberbully uses the Internet to be mean to others. Like a troll, a cyberbully will also write something mean but it is usually directed at **particular** people. He or she may also post embarrassing photos and information about those people. However, the more polite you are, the less likely it is you will be attacked.

Have you had any bad experiences online, or do you have some good advice for staying safe? Post your comments below!



Boy579

Last year, we were having problems in our chat room. Mean comments were being posted by someone we didn't know. I think he or she was only trying to make trouble.



Amy

A girl at my school had a very bad experience online. A photo of her had been posted online and she was being made fun of. It seemed like a joke at first, but the girl was very **upset**.

Title

Beginning

Body

Ending

Comment



**What's the main idea of the blog post?**

- *How do you stay safe online and avoid bad experiences on the Internet?*

**Tip 1: Use as few words as possible to catch the attention of the readers.**

How to stay safe online and avoid bad experiences on the Internet



## Para. 1

What information about the  
author can we get?

He/She is not an expert, but an  
experienced blogger.



being a blogger  
for many years

Para. 1

## Introduction

潮恩教育  
www.sunedu.com

Tick what the writer tells the reader in Para. 1.

*"How do you stay safe online and avoid bad experiences on the Internet?"*

- the topic of the post

How?

Tip 2: Ask a question to introduce the topic.

Para. 2

Body

How does the author answer  
the question?



Body






by giving 3 golden rules  
guidelines



## Para. 2

What are the guidelines?

dos similarity? don'ts

- |   |                            |   |                                     |
|---|----------------------------|---|-------------------------------------|
|   | leave the site immediately | ✕ | post comments/click on anything     |
|   | protect your privacy       | ✕ | give out your address/ phone number |
|  | be polite                  | ✕ |                                     |

Tip3 : Use imperative sentences(祈使句) to make the language powerful.

## Third rule in Para.2: **be polite**

www.sunedu.com

- don't be rude

- don't be a cyberbully

**The more** polite you are, **the less** likely it is you will be attacked.

post embarrassing  
photos and information

## Para. 2

How are the guidelines connected?



First of all



Second



Third

Tip4 : Use linking words to express ideas clearly and coherently (连贯地).

## Para. 2

How can we explain **new words** or **key terms** in Para.2?

Identity <b>T</b> heft	<i>It is a problem...steal your</i>	<b>explanation</b>
------------------------	-------------------------------------	--------------------

A <b>T</b> roll	<i>A troll is a person ... stir up</i>	<b>trouble definition</b>
-----------------	--	---------------------------

A <b>C</b> yberbully	<i>Like a troll, a cyberbully will</i>	<b>comparison</b>
----------------------	--	-------------------

Tip 5: Add details and use skills such as explanation, definition and comparison to make the information clear and understandable.

Para. 3

make comments

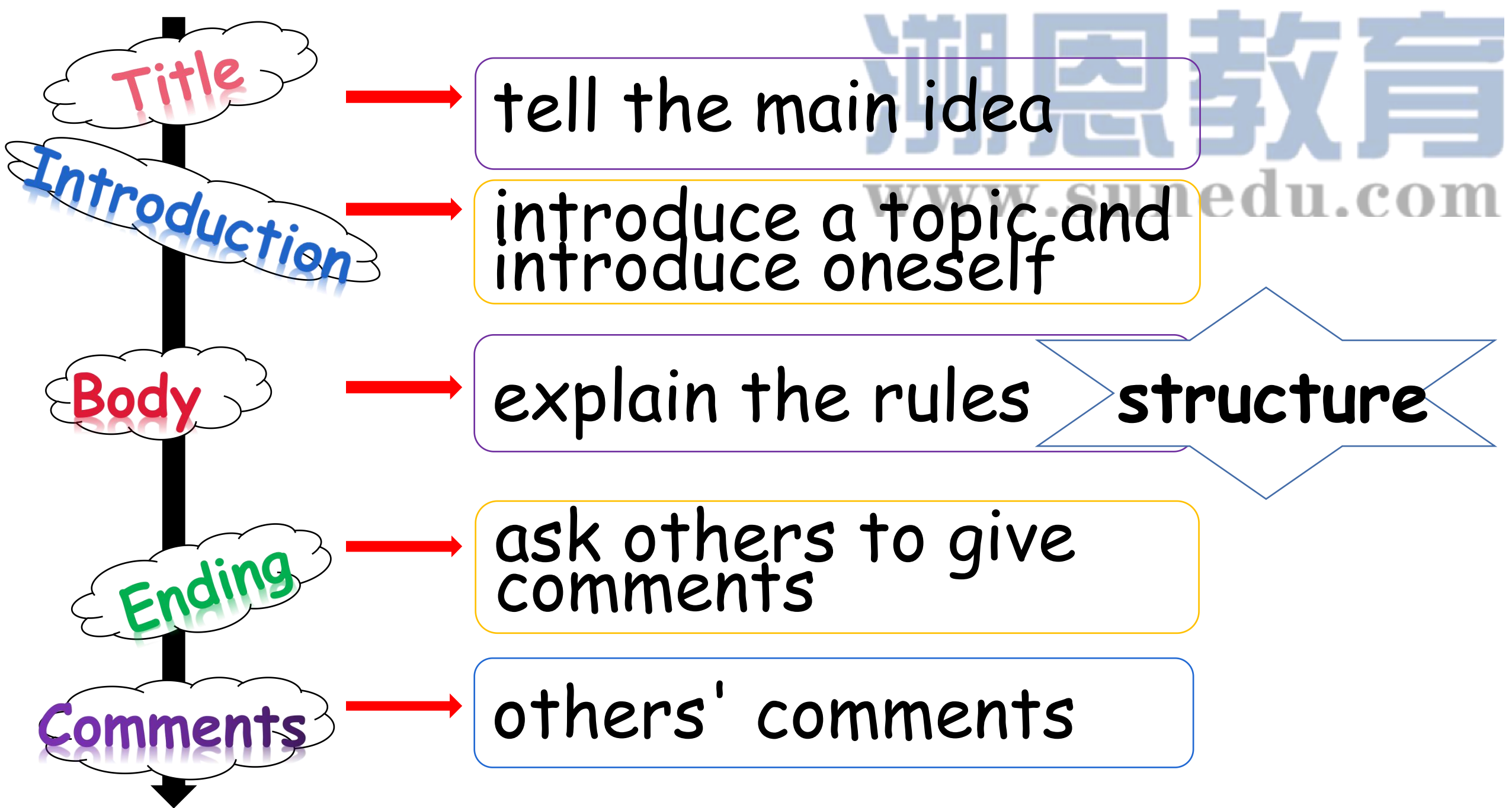
What does the author ask the readers to do?

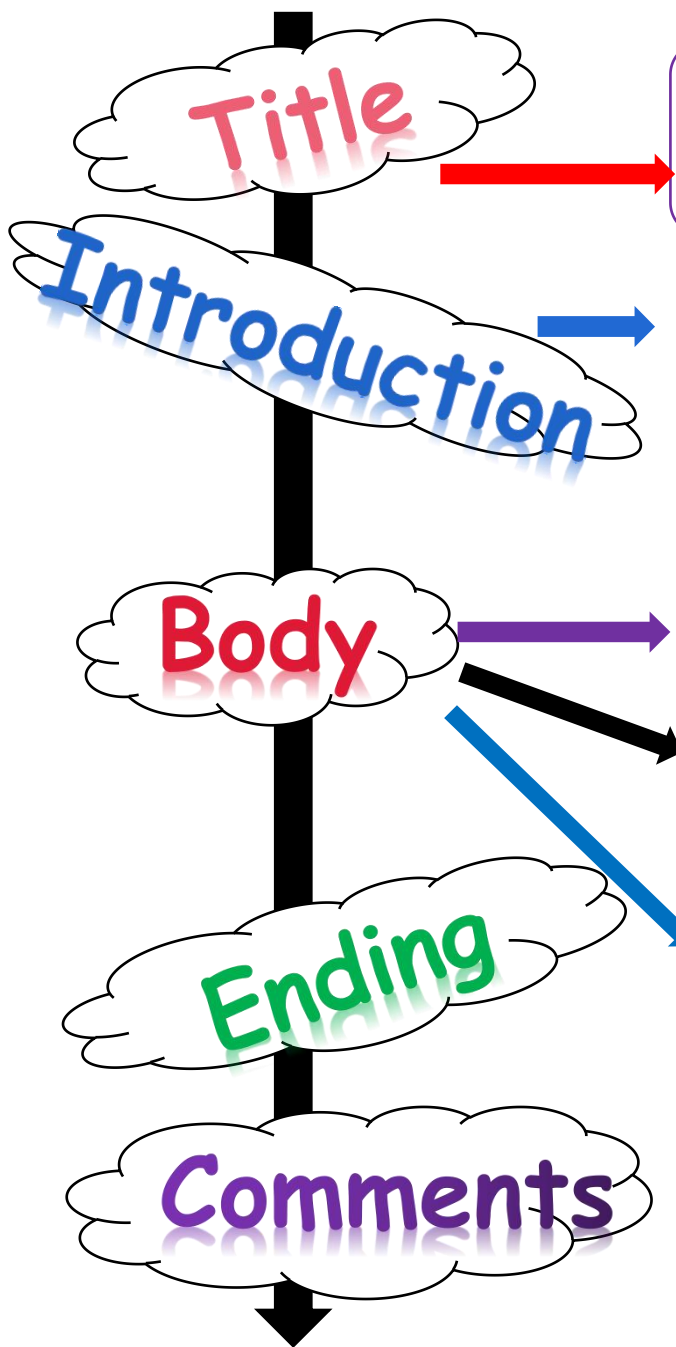
"Have you had any bad experience online, or do you have some good advice for staying safe? Post your comments below!"

## Let's write.

请根据以下要点以“**Online Shopping Safety**”为题写一篇关于如何安全地网上购物的帖子并发表在你的博客上。词数100左右。

1. 挑选你熟悉的购物网站;
2. 使用较为复杂的密码;
3. 勿使用公共电脑购物……





Tip 1: Use as *few words* as possible to catch the attention of the readers.

Tip 2: *Ask a question* to introduce the topic.

skills

Tip 3 : Use *linking words* to express ideas clearly and coherently (连贯地).

Tip 4 : Use *imperative sentences* (祈使句) to make the language powerful.

Tip 5: *Add details* and use skills such as *explanation, definition and comparison* to make the information clear and understandable.

# Words and phrases



- 请根据以下要点以“Online Shopping Safety”为题写一篇关于如何安全地网上购物的帖子并发表在你的博客上。词数100左右。

- ① 挑选你熟悉的购物网站;
- ② 使用较为复杂的密码;
- ③ 勿使用公共电脑购物.....

- register v. 注册
- record n. 记录
- install v. 安装
- enter our daily life
- throughout the world
- be familiar with
- shopping account
- Use a website you are familiar with.
- Use strong passwords.
- Don't use public computers.

# Let's polish the passage.

- 1. Does the writer tell the reader what he/she knows about the topic?
- 2. Are the tips and suggestions well organized?
- 3. Has the writer defined the new words?
- 4. Does the author include examples, comparisons, or explanations?
- 5. Does the writer end by asking readers to leave comments and/or suggestions?
- 6. Can you find any grammar or spelling mistakes?

# Sample writing

## Online Shopping Safety

When it comes to shopping online safety, I'm sure that I know one thing or two. My net age is 10 years. Here are some **tips** for you.

**First**, **use the shopping websites** you are familiar with. **Download familiar app or software like taobao**. **Second**, when registering a shopping website, **use a strong password** and **keep it well**. **Third**, **never use public computers** to shop online, **or your privacy will be recorded in the computers**. **Last**, **install a firewall** to watch over your information. **A firewall is a kind of software to protect your using Internet**.

Have you any good tips about shopping online safely?  
**Your ideas are welcomed below!**

# Homework

- *Check and revise your draft blog post and exchange it with your deskmate to find any spelling or grammar mistakes.*

